Certification Board of Regents (CBOR)

2026 ANNUAL STATUS REPORT

Louie Greenwell, GISP, CFM
CBOR Secretary

Introduction

The Certification Board of Regents (CBOR) develops and recommends all key certification policies and procedures of the CFM® program, including establishing eligibility standards and all aspects of exams, including developing, administering, scoring and overseeing the national program's operation. We also work directly in partnership with the six Accredited Chapters as they implement the CFM® Program in their states. Refer to Appendix A of this report for a full list of CBOR members.

Key Accomplishments

Digital Badging. In July of 2025, ASFPM began investigating the potential of issuing digital CFM credentials and electronic certificates. Accredible was selected as the credentialing provider and in November, nearly 8,600 digital badges were sent out across the nation. Many CFMs have posted their digital badge on LinkedIn and commented on what their CFM credential has meant to them over their career, which was a big driver of the initiative. While the total program to date share statisitics are about 15%, the share rate since the initial launch for all new CFMs is well over 90%. In addition to the increased program visibility, ASFPM has also seen a significant drop in our postage expenses of over $10K. That coupled with reduced staff time, has more than offset the expenses associated with the program.



Special thanks to the Illinois Association for Floodplain and Stormwater Management (IAFSM) for their financial support to fund the issuance of digital credentials for existing CFMs from the Accredited Chapter programs. The response and feedback received by the digital credential recipients has been overwhelmingly positive. ASFPM values its long-standing relationship with IAFSM and the other Accredited Chapter programs and looks forward to working together to grow the CFM Program.

Updated CFM Exam. In May of 2024, ASFPM finalized the results of a year-long project with Meazure Learning – the Job Task Analysis Update for the CFM Program. As a result of that project, a new exam category was identified – E*mergency Preparedness, Response, and Recovery.* Having worked on the development of new questions in 2025, a new exam was launched on January 2nd, 2026. National exam passing rates were previously around 58% (see Appendix B). Through 4 months of testing in 2026, the pass rate has fallen to ~46% which is directly attributed to the new category. Although the new exam content was communicated in the last few months of 2025, many exam candidates either had not accessed the new study references and/or were simply not prepared. This prompted the EO to start working on focused CFM exam training materials.

2 New CFM Exam Training Courses. The CFM Exam Study course and the quarterly CFM Exam Study webinar series (introduced in 2022) have helped thousands of candidates learn best

practices for preparing to take the exam. Candidates that have attended the webinar and/or completed the course have enjoyed a 15-20% higher pass rate than the national average. While candidates can perform a self-assessment of their individual competencies and have access to a 60-question practice exam, there was no actual technical "training" delivered as part of the study series… until now. With the launch of the new exam category, the EO developed a new training course (released in early March) that is aligned to that subject matter. Candidates are still encouraged to study the technical references, however the multi-part course covers all the pertinent topics including

- The National Weather Service StormReady Program
- CRS Activity 600 – Flood Warning and Response
- Emergency Operations Planning
- National Incident Management System (NIMS)
- Section 1206 of the DRAA
- Preliminary Damage Assessments
- Debris Management and Planning,
- Public Assistance - Emergency Work
- Individual Assistance - Individuals and Households Program

With the new course published, ASFPM developed a second course to address the long-standing issue of the next weakest performing exam category: Flood Hazard Mitigation. This new course provides training on the following topics.

- FEMA's Hazard Mitigation Assistance (HMA) Grant Programs
- Grant Program Eligibility
- Local Hazard Mitigation Planning
- Flood Retrofitting
- Cost Share Requirements
- Benefit Cost Analysis
- Environmental and Historic Preservation (EHP) Requirements

CBOR will monitor the performance of these 2 courses with respect to any correlation to exam scores to determine if/when additional training courses will be developed and promoted (e.g. Mapping, Regulations, Insurance, etc.). As the sole owner of the CFM credential, ASFPM is uniquely positioned to provide exam-related training as a new, non-dues revenue stream for the association. Studies have shown higher levels of satisfaction and engagement when associations provide exam preparation related training resources versus study "on your own".

Staffing Changes. For most of the CFM program's existence, Anita Larson has coordinated all of the administrative activities of the program, with assistance from Nancy Dunham and Sharon Morgan. A few years ago, Anita decided that she would be retiring in the near future and the rest of the team decided they would retire in the same timeframe. Sharon retired in late 2024 and we started actively recruiting for Anita's position last Fall.



Samantha "Sam" Ceisel started in late January and has been learning 25-years of program history in a short amount of time. Sam previously served as a GIS Intern for the Lake County Stormwater Management Commission where she was involved in flood hazard mitigation grant projects and Community Rating System coordination. She is preparing to take the CFM exam later this year.

Nancy retired on May 1st of this year and Anita will likely be retired at some point in early 2027. We have at least one more CFM program audit to conduct (Oklahoma) and we are dragging it out to keep Anita here as long as possible. 😊 All joking aside, Anita has so much program knowledge and, while we have the next CFM Program Coordinator on board, Anita's longstanding commitment to the program and the Association will certainly leave a lasting impact.

Challenges

Over the last year CBOR dealt with the following challenges:

- Launch of digital badging and initiative trying to get all programs on-board
- Staff turnover and preparing for institutional knowledge transfer
- Coordinating SME input and developing new exam questions
- Launching a new exam and dealing with low passing rates;
- Responding to candidate inquiries on where to find additional training
- A raised awareness of ethics has resulted in an increase in ethics inquiries
- Protecting our CFM exam from others trying to offer prep-related courses

Priorities

CBOR will focus on the following priorities in the next year:

- **Ethics.** With Board Approval, CBOR will begin requiring at least 1 credit hour of ethics-related continuing education at each CFM renewal cycle. CFMs will begin earning ethics credits in 2027 to count towards their next renewal. CBOR will also work with the Accredited Chapters to implement this policy change.

- **Policy Handbook.** CBOR will be reviewing our current Policy Handbook in an effort to combine/condense more than 20 individual policies as well as remove administrative procedures or guidance from the policies.
- **CFM Exam Training Course.** Continue to evaluate CFM Exam Prep Training course(s) as a source of non-dues revenue. Possibly utilize the FloodZone (ASFPM's new Community Platform) to have organized virtual cohorts progress through a guided curriculum that culminates with taking the exam.
- **Web Services.** Initiate a project to develop Web Services integration between MemberSuite and Meazure Learning for a more automated process to upload exam registrations and download test results. Benefits – less potential for human error, better data quality, and less labor required.
- **CFM Onboarding.** Be more intentional about our communication with CFMs as they are onboarded into the program. What information are we sharing with them at 1-week, 1-month, 3-6-12-months? What actions/engagement are we trying to motivate?
- **Exam Mapping Questions.** Update mapping exercises on the CFM exam to include more modernized color graphics and support materials while also protecting exam integrity/security.
- **Microcredential.** Work with members of the Non-Structural Committee to establish the minimum knowledge and competency standards for a new Floodproofing microcredential for CFMs.

Appendix A: CBOR Membership, May 2026

Regent / Representation	Name	Approved By:	Authority
ASFPM Chapters	**Joe Fernandez, CFM	ASFPM Board	Voting
Local Government	*Roger Lindsey, PE, CFM	ASFPM Board	Voting
State Government	Jacob Hoover, AICP, CFM	ASFPM Board	Voting
Private Sector	Camille Graham, CFM	ASFPM Board	Voting
Academia	Jerry Murphy, AICP, CFM	ASFPM Board	Voting
ASFPM PDCEC	Laura Hendrix, CFM	ASFPM Board	Voting
ASFPM EO	***Louie Greenwell, GISP, CFM	Ex-Officio	Voting
At-Large ASFPM	Michael Blakely, CFM	ASFPM Board	Voting
At-Large ASFPM	Garret Tam Sing, CFM	ASFPM Board	Voting
At-Large ASFPM	Rodney Renkenberger, PLS, CFM	ASFPM Board	Voting
Liaison / Representation	**Name**	**Appointed By:**	**Authority**
FEMA	Sarah Owen	FEMA/FIMA	Non-voting
FEMA – NDEMU	Niki McBain	FEMA/NDEMU	Non-voting
At-Large Federal	Jennifer Dunn, CFM	Federal Agency	Non-voting
Other	**Name**	**Appointed By:**	**Authority**
Administrative Staff	Anita Larson	ASFPM Executive	Non-voting
Administrative Staff	Samantha Ceisel	ASFPM Executive	Non-voting

** CBOR President, ** Vice President, *** Secretary*

Appendix B: CFM & Exam Performance Data

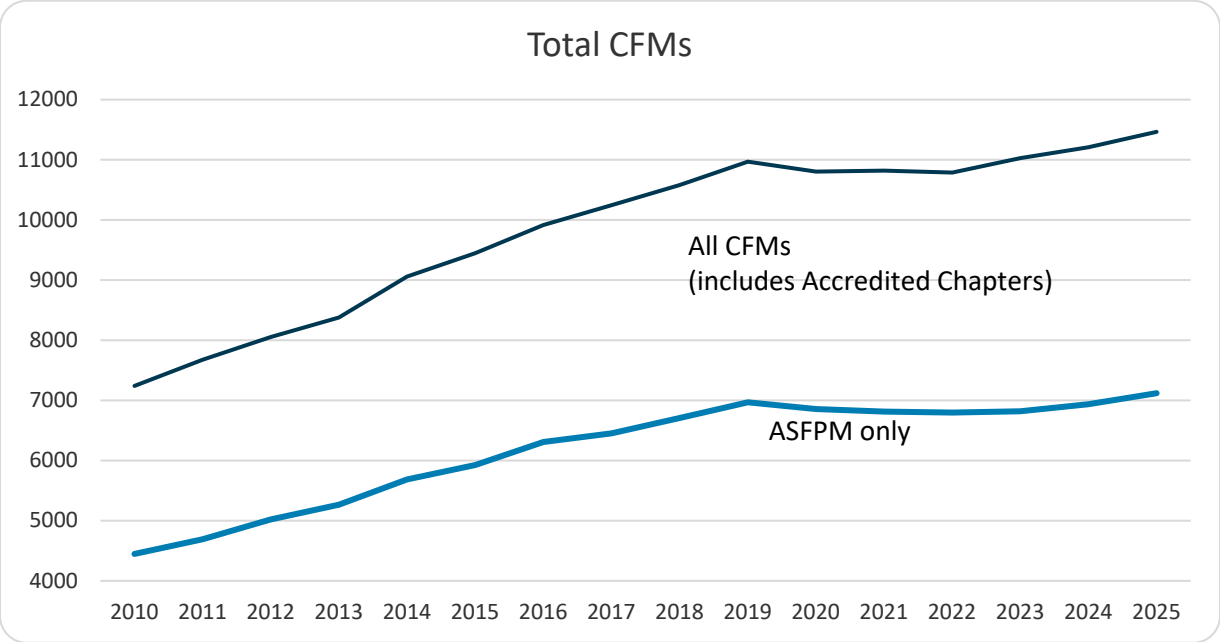

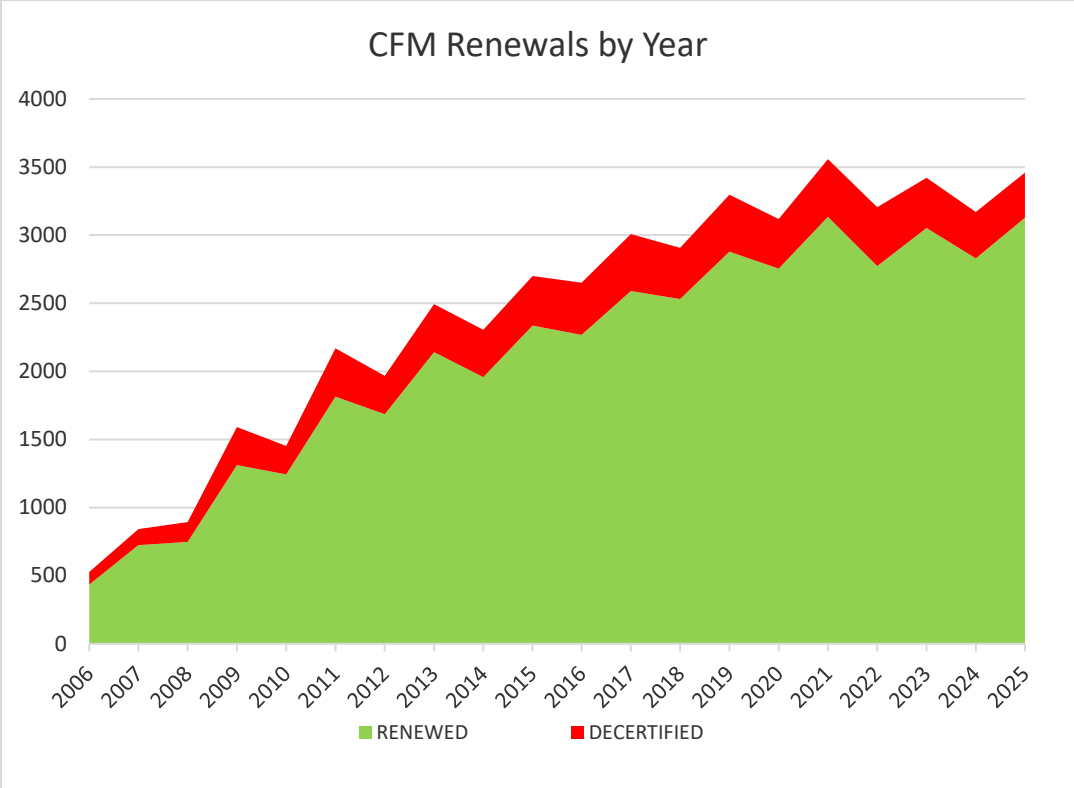

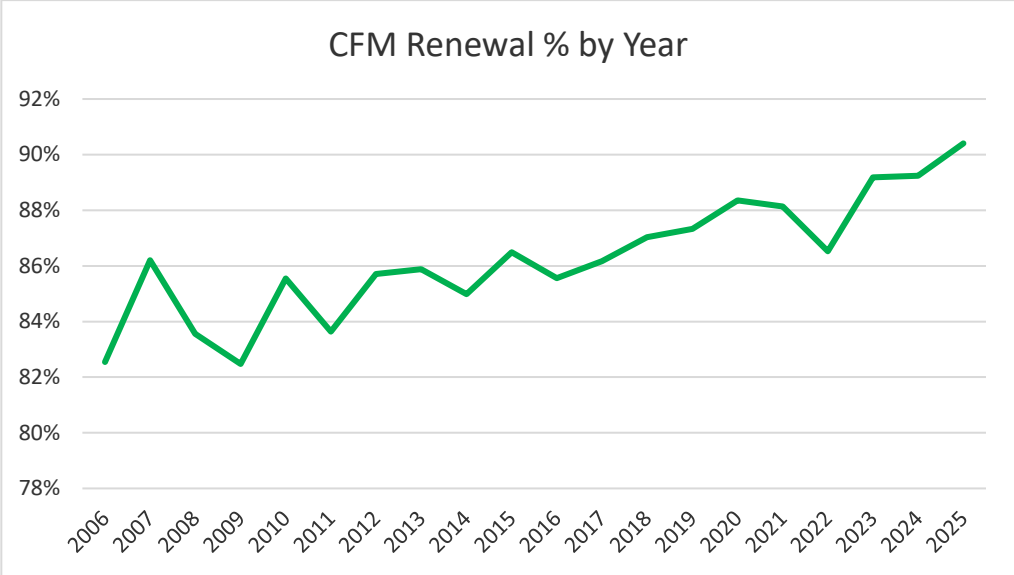
CFM Renewal % by Year
92%
90%
88%
86%
84%
82%
80%
78%
2006
2007
2008
2009
2010
2011
2012
2013
2014
2015
2016
2017
2018
2019
2020
2021
2022
2023
2024
2025

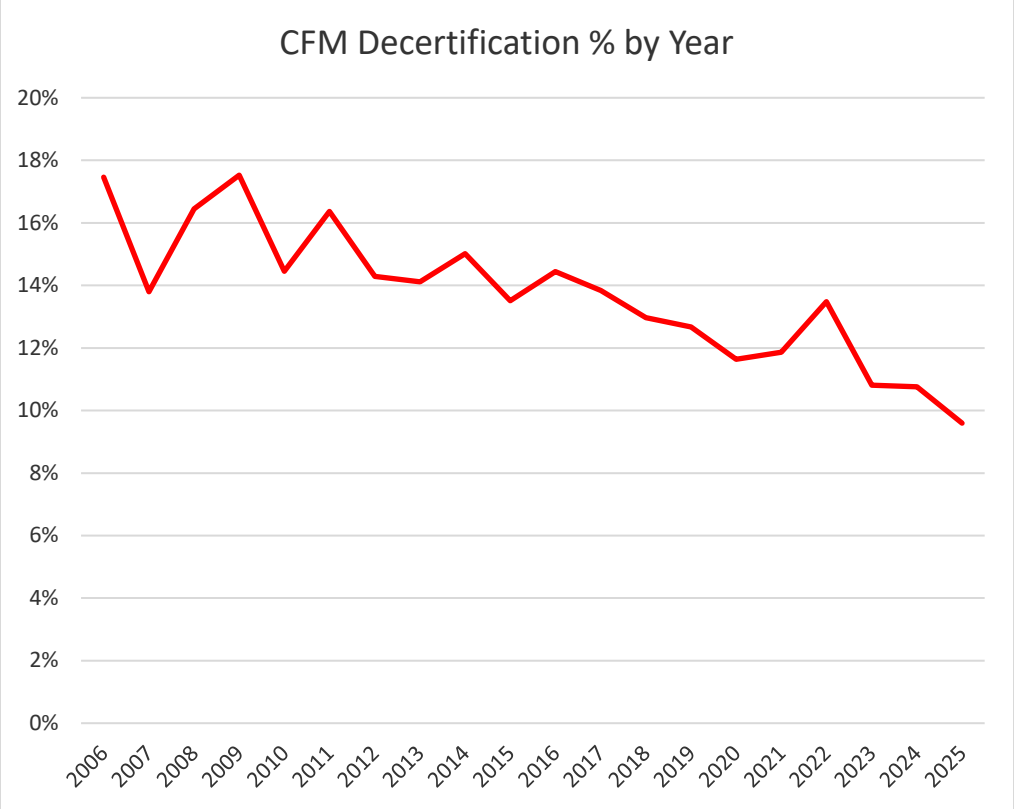
CFM Decertification % by Year
20%
18%
16%
14%
12%
10%
8%
6%
4%
2%
0%
2006
2007
2008
2009
2010
2011
2012
2013
2014
2015
2016
2017
2018
2019
2020
2021
2022
2023
2024
2025

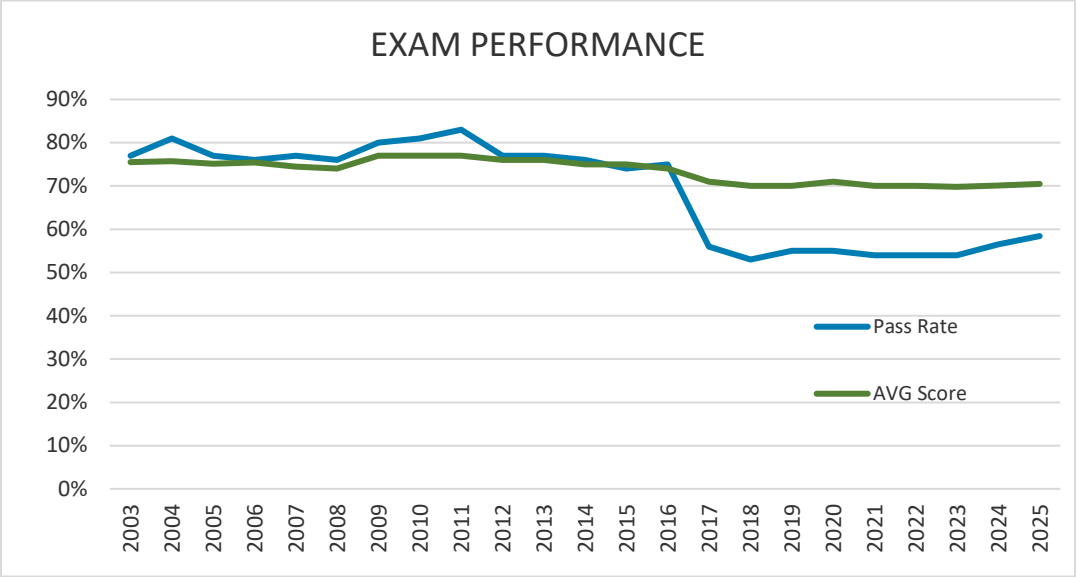

Exam Performance by Category (all programs)

YEAR	MAPPING	REG STDS	ADMIN PROC	FLD INS	MITIGATION	NBF	OVERALL CONTEXT	TOTAL EXAMS	AVG SCORE	# PASS	PASS RATE
2022	68%	71%	75%	67%	62%	77%	70%	560	70.0%	301	54%
2023	69%	70%	74%	68%	61%	76%	70%	1195	69.8%	645	54%
2024	69%	69%	74%	69%	62%	77%	70%	1279	70.1%	723	57%
2025	68%	70%	75%	69%	65%	78%	70%	1338	70.5%	781	58%

YEAR	MAPPING	REG STDS & ADMIN PROC	FLD INS	MITIGATION	NBF	EMERG PREP, RESP & RECOV	OVERALL CONTEXT	TOTAL EXAMS	AVG SCORE	# PASS	PASS RATE
2026*	69%	73%	73%	63%	75%	36%	70%	338	67.4%	155	46%

*Thru APR 30

YEAR	2025	
AVERAGE SCORES - Calendar Year:		**2025**
Row Labels	**Count of PASS_FAIL_STATUS**	**Average of EXAM PCT**
Fail	557	61%
Pass	781	77%
Grand Total	**1338**	**70.5%**

Overall pass rate: **58.4%**

AVERAGE SCORES By Exam Format 2025

Row Labels	Average of EXAM PCT
DIGITAL EVENT	69.20%
LRP	69.51%
TEST CENTER	71.13%
Grand Total	**70.17%**

2025 Pass Rate by Exam Format

FORMAT	# Exams	% of total	Pass Rate %
Exam Event	208	16%	54%
Remote Proctor	528	39%	54%
Test Center	602	45%	64%
Overall	**1,338**	**100%**	**58.4%**

Pass Rate by Format & Attempts

	2023	2024	2025
FIRST TIME	**Pass Rate %**	**Pass Rate %**	**Pass Rate %**
Exam Event	54%	51%	55%
Remote Proctor	53%	58%	60%
Test Center	61%	66%	67%
Overall	**56%**	**59%**	**60%**

RETAKE	Pass Rate %	Pass Rate %	Pass Rate %
Exam Event	53%	48%	29%
Remote Proctor	47%	51%	51%
Test Center	49%	49%	56%
Overall	**48%**	**50%**	**53%**

Exam Scores by Program:

year	2023			2024			2025		
program	exams	pass	%	exams	pass	%	exams	pass	%
ASFPM	714	401	56%	742	438	59%	823	496	60%
AR	7	3	43%	8	5	63%	23	11	48%
IL	38	22	58%	44	29	66%	44	31	70%
NC	46	26	57%	51	25	49%	86	59	69%
NM	12	3	25%	13	5	38%	16	5	31%
OK	40	21	53%	26	18	69%	6	5	83%
TX	338	169	50%	395	203	51%	340	174	51%
total	1195	645	54%	1279	723	57%	1338	781	58.4%

year	2026			Jan/Feb 2026			Mar/Apr 2026		
program	exams	pass	%	exams	pass	%	exams	pass	%
ASFPM	177	92	52%	80	41	51%	97	51	53%
AR	14	9	64%	2	1	50%	12	8	67%
IL	16	11	69%	9	6	67%	7	5	71%
NC	19	12	63%	10	5	50%	9	7	78%
NM	6	1	17%	4	0	0%	2	1	50%
OK	5	1	20%	1	0	0%	4	1	25%
TX	101	29	29%	18	3	17%	83	26	31%
total	338	155	45.9%	124	56	45%	214	99	46%